

Information & Manual for residents



Your new intercom System



THE BENEFITS OF YOUR NEW INTERCOM SYSTEM

SIMPLE

Open the door without getting up from the sofa, from your balcony, bathroom or anywhere you like.

SAFE

Let unknown visitors think you are at home when in fact you are somewhere else.

PRACTICAL

Let your visitor in while you're out, or let a parcel delivery person know where he can leave a parcel.

NO OLD-FASHIONED INDOOR UNIT MORE NEEDED

You can now control your intercom system with your own phone, smartphone or even iPad/tablet.



ATTENTION

Your intercom system will call you from a French number (starting with country code +33...)




HINT!

After you have received your first call, it is a good idea to add this (intercom) number as a contact in your telephone list, e.g. under "Front door". For example under "Front door". Then the next time, you will know that it is your intercom. There are no additional costs involved!


EVERYDAY USE

App users (Smartphone or Tablet)




THE DOORBELL RINGS

The Intratone App on your Smartphone pop's up



BY ACCEPTING THE CALL


you can see and speak to your visitor



VIA YOUR SMARTPHONE

Open the door by pressing the (door) button. 


To deny access, simply hang up (red button). 



Fixed or mobile phone (without the intratone app)



THE DOORBELL RINGS

Pick up the phone, talk to your visitor and press  to open the door, or hang up to refuse entry.



Intratone-App
"My intercom system"



In need of assistance?
We are here for you!

Intratone support

T (+31) 20 788 3401

E support@intratone.nl

Check our website: www.intratone.nl